

Instruction for final documents submission page and creating IEEE E-copyright form

-Go to Final manuscript submission page.

(Author need to login)



→ ↻ 🏠 🔒 Not secure | ncondamt.ajarnsunny.com/index.php/index/index/login

ECTI DAMT & NCON

HOME LOG IN ACCOUNT

Home > **Log In**

Log In

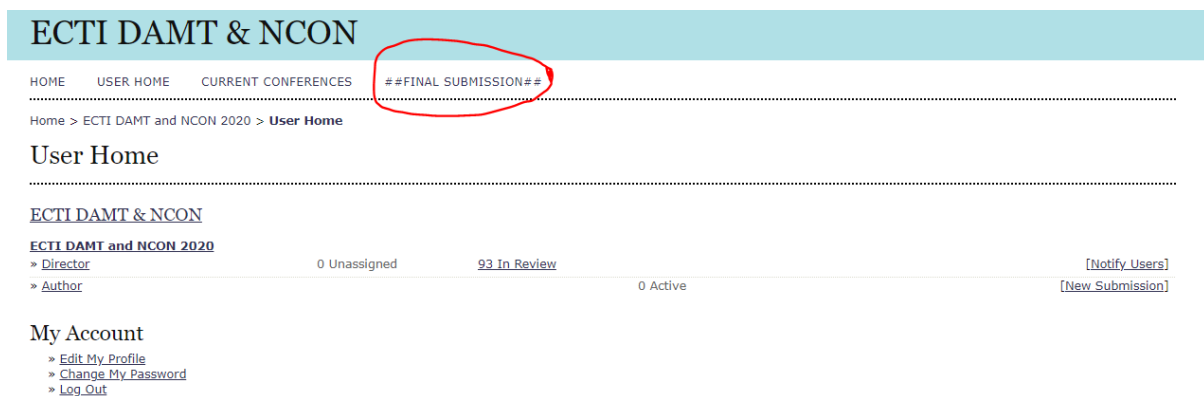
Username

Password

Remember my username and password

> [Not a user? Create an account with this site](#)
> [Forgot your password?](#)

-Then you should see the “Final submission” menu



ECTI DAMT & NCON

HOME USER HOME CURRENT CONFERENCES **##FINAL SUBMISSION##**

Home > ECTI DAMT and NCON 2020 > **User Home**

User Home

[ECTI DAMT & NCON](#)

ECTI DAMT and NCON 2020

> Director	0 Unassigned	93 In Review	[Notify Users]
> Author		0 Active	[New Submission]

My Account

- > [Edit My Profile](#)
- > [Change My Password](#)
- > [Log Out](#)

-Click the menu to go to the final submission page

Final Submission

First **"Click to generate the IEEE E-copyright"** and save the copyright form in **pdf** format. Then, click the **"Final Documents Submission"** to **upload** your **final manuscript** and **IEEE copyright forms**.

[-Click to generate Invitation letter](#)

[-Click to create the IEEE E-copyright](#)

[-Click for uploading the Final Documents](#)

(Please be noted that you maybe asked to login with your paper ID and e-mail)

!!! [Back to the paper submission system](#) !!!

1. "Click to generate invitation letter

-This is to generate the invitation letter for the conference. At the end of the process you can see the download link and can download the invitation file.

2. "Click to create the IEEE E-copyright"

After clicking, you will see the E-copyright submission page. Then fill out your final manuscript information and click submission.

IEEE E-Copyright

Please fill in to create a form.

Manuscript Title

lot application for depression analysis with brain signaling

Author names

Chayapol Kamyod

Manuscript ID:

99999

Author Emails:

chayapol.kam@mfu.ac.th

E-Copyright Submission

After clicking, you will be redirected to the IEEE-publication site to create the copyright form. Please follow the processes.

IEEE Publication Agreement



Welcome

› **The following steps will lead you through the process of either transferring copyright or licensing publishing rights to IEEE.**

STEP 1: Confirm article information.

STEP 2: Confirm article originality and signing authority.

STEP 3: Select the appropriate publishing agreement.

STEP 4: Sign the publication agreement.

STEP 5: Download the signed publication agreement.

เลือกภาษา ▼

About signing this agreement

As corresponding author, or authorized agent, you will be signing on behalf of all your co-authors. Therefore, please be sure to confirm any changes with them.

This digital Publication Agreement uses a digital signature, which requires an author simply to type

Start

!!! Re-Check your manuscript information carefully before creating. Selected “yes” and click continue if everything is ok. !!!

IEEE Publication Agreement



Transfer copyright or license to IEEE

เลือกภาษา ▼

› **Here is the information for your article. Is this the correct article?**

Article Title: lot application for depression analysis with brain signaling

Publication Title: 2019 5th International conference on Engineering, Applied Sciences and Technology (ICEAST)

Publication Type: Conference

Authors: Chayapol Kamyod

Article Identifier: 99999

Your E-mail: chayapol.kam@mfu.ac.th

- Yes, this is my article.
- No, this is NOT my article.

Continue

Recheck your Title and authors names

IEEE Publication Agreement



Step 1: Confirm article information

> Please edit your article details, if necessary.

Article Title: lot application for depression analysis with brain signaling
Authors: Chayapol Kamyod

[Edit](#) [Reset](#) [Save](#)

Publication Title: 2019 5th International conference on Engineering, Applied Sciences and Technology (ICEAST)

Publication Type: Conference

Article Identifier: 99999

Your E-mail: chayapol.kam@mfu.ac.th

[Back](#)

[Continue](#)

เลือกภาษา

Instructions:

Use the "Edit" feature to reflect any changes to the title that may have occurred during review.

Please be sure that any changes to "Author(s)" are shared and confirmed by your co-authors.

If you are sure of the changes you've made, select "Save" then "Continue." Otherwise, use "Reset" to return to the original information.

Checked agreement to confirm with IEEE publication policies.

IEEE Publication Agreement



STEP 2: Confirm article originality and signature authority

> IEEE Policies on Plagiarism:

Article Title: lot application for depression analysis with brain signaling

Authors: Chayapol Kamyod

Publication with IEEE is subject to the policies and procedures as described in the IEEE PSPB Operations Manual. Authors must ensure that their Work meets the requirements as stated in Section 8.2.1 of the *IEEE PSPB Operations Manual*, including provisions covering originality, authorship, author responsibilities and author misconduct.

I have read and agree to IEEE policies related to plagiarism and other forms of publishing misconduct.

[Back](#)

[Continue](#)

เลือกภาษา

About Plagiarism

IEEE defines plagiarism as the reuse of someone else's prior ideas, processes, results, or words without explicitly acknowledging the original author and source. It is important for all IEEE authors to recognize that plagiarism in any form, at any level, is unacceptable and is considered a serious breach of

About CrossCheck

IEEE takes the protection of intellectual property seriously. Accordingly, all submissions will be screened for plagiarism using CrossCheck. By submitting your work you agree to allow IEEE to screen your work. For more information please visit: <http://www.crossref.org/crosscheck/>

Select choice one if you are the corresponding author and can sign the copyright agreement

Step 2: Confirm article originality and signature authority

➤ You are about to sign a publication agreement for this article. Are you authorized to sign?

Article Title: lot application for depression analysis with brain signaling

Authors: Chayapol Kamyod

- Yes, I am authorized to sign the publication agreement.
 No, I am NOT authorized to sign the publication agreement.

Please provide contact information for the person who is authorized to sign the copyright transfer or licensing agreement

First Name:

Enter First Name

Last Name:


Enter last Name

E-mail:

Enter Email

Back

Continue



Please Note:

Some companies or institutions require that the signing of any legal document be signed by someone in the Business or Legal Office of that company.

If you are not authorized to sign a publication agreement for this article, then you will need to provide contact information for someone who is authorized to sign.

Select to grant the permission agreement

IEEE Publication Agreement

1 2 3 4 5



เลือกภาษา

Step 3: Select the appropriate publication agreement

➤ Indicate whether IEEE has permission to use video and audio recordings of your conference presentation.

- Yes, I grant permission to IEEE to make and distribute video and audio recordings of my conference presentation and comments.
 No, I do **not** wish to have video/audio recordings made of my conference presentation.

Back

Continue

Information

Part of the process of signing a publication agreement may include giving permission to IEEE to make and distribute video and audio recordings of their conference presentation.

Granting IEEE this simple permission to record your presentation will not affect in any way your rights or your employer's rights to own and use your presentations.

Select your option

IEEE Publication Agreement 1 2 3 4 5 

Step 3: Select the appropriate publication agreement

> Please select your employment status:

Employed by a Crown Government
 Employed by the European Commission
 Employed by the United States Government
 None of the above

[Back](#) [Continue](#)


เลือกภาษา ▼

Employment status = copyright status

An author's copyright status is determined to a large extent by the type of employer for whom the author works. For example, if you are employed by the U.S. Government, and you are the sole author of your paper, then you should select "Employed by United States Government."

Similarly, if you are the sole author and you are employed by a Crown Government (or if you and all your coauthors are Crown Government employees), then copyright to your paper will remain with the Crown Government. You should select "Employed by a Crown Government."

Click view to view or confirm to confirm. Please be noted that you need to scroll down and sign (by typing your name)

IEEE Publication Agreement 1 2 3 4 5 

Step 4: Complete the publication agreement

You may view and download a read-only version of the agreement in a language of your choice. However, you will need to sign the English version of the form below. [Click to View](#)

> IEEE Copyright Transfer

Publication Title: 2019 5th International conference on Engineering, Applied Sciences and Technology (ICEAST)
Article Title: lot application for depression analysis with brain signaling
Authors: Chayapol Kamyod

IEEE COPYRIGHT AND CONSENT FORM

To ensure uniformity of treatment among all contributors, other forms may not be substituted for this form, nor may any wording of the form be changed. This form is intended for original material submitted to the IEEE and must accompany any such material in order to be published by the IEEE. Please read the form carefully and keep a copy for your files.

[Confirm](#)

เลือกภาษา ▼

Information

- Author Responsibilities
- Retained Rights/Terms and Conditions
- Author Online Use

IEEE Publication Agreement



Step 4: Complete the publication agreement

You may view and download a read-only version of the agreement in a language of your choice. However, you will need to sign the English version of the form below. [Click to View](#)

> IEEE Copyright Transfer

2. In connection with the permission granted in Section 1, the author hereby grants IEEE the unlimited, worldwide, irrevocable right to use his/her name, picture, likeness, voice and biographical information as part of the advertisement, distribution and sale of products incorporating the Work or Presentation, and releases IEEE from any claim based on right of privacy or publicity.

BY TYPING IN YOUR FULL NAME BELOW AND CLICKING THE SUBMIT BUTTON, YOU CERTIFY THAT SUCH ACTION CONSTITUTES YOUR ELECTRONIC SIGNATURE TO THIS FORM IN ACCORDANCE WITH UNITED STATES LAW, WHICH AUTHORIZES ELECTRONIC SIGNATURE BY AUTHENTICATED REQUEST FROM A USER OVER THE INTERNET AS A VALID SUBSTITUTE FOR A WRITTEN SIGNATURE.

Please type your name to sign:

[Confirm](#)

เลือกภาษา

Information
Author Responsibilities
Retained Rights/Terms and Conditions
Author Online Use

Then download your completed agreement (PDF) form and click “Done” to go back to the final document submission page to upload the E-copyright form

IEEE Publication Agreement



Step 5: Download your signed publication agreement

> Thank you for transferring copyright or licensing to IEEE.

- Your IEEE Publication Agreement is now complete.
- A copy will be emailed to you.

> [Download the completed Agreement \(PDF\)](#) **1**

2 [Done](#)

เลือกภาษา

Information
Clicking the "Done" button will return you to your peer-review system.

- “Click for uploading the final documents

-This is to upload your final manuscript and the e-copyright form

Fill out the form to submit all your final documents: Final manuscript, E-copyright

Final Submission

First “Click to generate the IEEE E-copyright” and save the copyright form in pdf format. Then, click the “Final Documents Submission” to upload your final manuscript and IEEE copyright forms.

[-Click to generate Invitation letter](#)

[-Click to create the IEEE E-copyright](#)

[-Click for uploading the Final Documents](#)

1

(Please be noted that you maybe asked to login with your paper ID and e-mail)

!!! [Back to the paper submission system](#) !!!

You will be asked to re-login again.

!!! Login by using your previous login “Username” of the submission system and the default password is also your “Username” !!!

Username: “

Final Submission

You are required to login to view this page.

Username

Password

Remember me

[Lost your password?](#)

© By ECTI CON DAMT

After logging in you should see the screen below

The screenshot shows a web interface titled "Final Submission". At the top right, there is a user profile icon labeled "2". The main content area contains instructions and a form. The form fields are numbered as follows: "Paper ID: *" (3), "Titled: *" (4), "Track: *" (5), "Final Manuscript" (6), "Poster File" (7), "IEEE E-copyright form" (8), and a "Submit" button (9).

This is a detailed view of the form from the screenshot. The fields are: "Paper ID: *" (3), "Titled: *" (4), "Track: *" (5) with a dropdown menu showing "DAMT1: Media Systems and Implementations", "Final Manuscript" (6) with a "Choose File" button and "No file chosen" text, "Poster File" (7) with a "Choose File" button and "No file chosen" text, "For Poster Presentation" text, "IEEE E-copyright form" (8) with a "Choose File" button and "No file chosen" text, and a "Submit" button (9).

Fill out the form and to upload your Final Manuscript

Paper ID: * 3

Titled: * 4

Track: * 5

Final Manuscript 9781601980472-summary.pdf 6

Poster File 9781601980472-summary (1).pdf 7

For Poster Presentation

IEEE E-copyright form 9781601980472-summary (1).pdf 8

9

Your recorded information

10

Currently you have no recorded data, please uploaded one to the system.

10 you can notice that before uploading the file there is no record in the system. After submission, you can view, edit, or delete your record.

Final Submission

Instruction to upload your final documents

At the bottom of this page, the authors can update and submit their final documents (Final manuscript and E-copyright transfer)

Fill out the form then click "Submit" to complete your updated information.

Then your uploaded information will be listed under "Your Recorded". Click "View" to view your submission, or "Edit" to edit your submission, or "Delete" to completely delete your recorded entries respectively. !!!! Please be careful before clicking the "Delete" option, all updated information will be deleted !!!

Your recorded information

YOUR RECORDED			
		View	Edit Delete
		11	12 13