

ECTI DAMT & NCON 2022

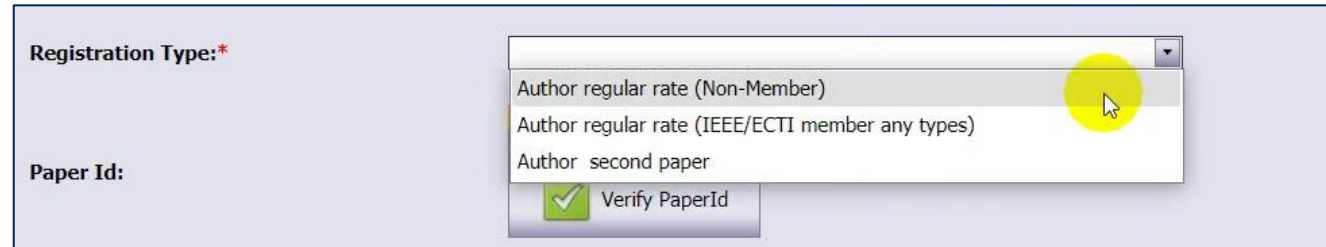
Registration Manual

Author User - Registration

1. Go to URL:

<http://registerecti.widesm.com/modules/reg/ECTIDAMTNCON2022.aspx>

2. Select Registration type (Author Regular Rate ..)



Registration Type:*

Paper Id:

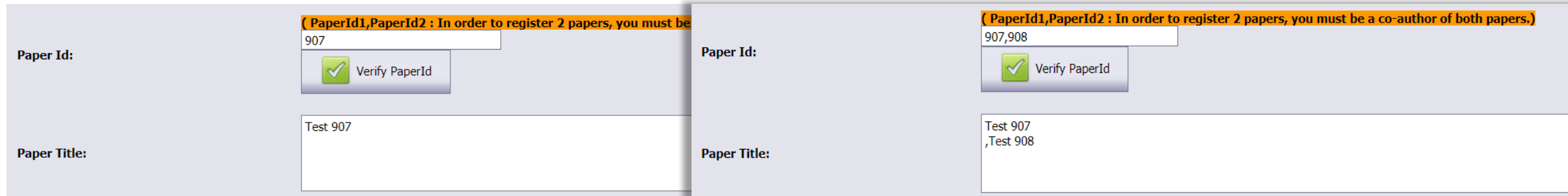
Author regular rate (Non-Member)

Author regular rate (IEEE/ECTI member any types)

Author second paper

Verify PaperId

3. Input PaperId and click "Verify PaperId" (can use maximum of 2 papers per one registration)



Paper Id: 907

Paper Title: Test 907

(PaperId1,PaperId2 : In order to register 2 papers, you must be

Paper Id: 907,908

Paper Title: Test 907, Test 908

(PaperId1,PaperId2 : In order to register 2 papers, you must be a co-author of both papers.)

4. Check Paper Title, Author name and Email

5. Click "Click Next to Payment" to next step

Author User – Calculate

1. Check registration information

Process Payment

Paper Information

Conference Title: ECTI DAMT & NCON 2022

Author Type: Author regular rate (Non-Member)

Paper Id/Participant Email: 901

Paper Title: Test Paper for Payment 01

Author/Participant Name: Veerasak Noonpan

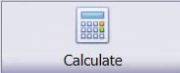
Email: veerasak.n@hotmail.com

2. Provide membership information (IEEE/ECTI member) and Click “Calculate”

Membership Type: None Member

Membership Code:(required for Membership)

Total Payment: (THB) **6000.00**

 Calculate

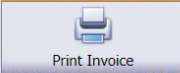
Payment Method

Hint: **Select payment method, print invoice for wired transfer and credit card for online payment**


Receipt Address: address

Payment Method: Credit Card(Online Payment)

Hint: **Make sure that your browser allow popup before print**
Hint: Print invoice for wired transfer or credit card

 Print Invoice


Hint: Proceed for credit card online payment

 Credit Card

Author User – Print Invoice

1. Default Payment Method: Credit Card(Online Payment)

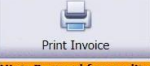
Total Payment: (THB) **6000.00**


 Calculate

Payment Method
Hint: **Select payment method, print invoice for wired transfer and credit card for online payment**

Receipt Address:
address

Payment Method:
Hint: **Make sure that your browser allow popup before print**
Hint: Print invoice for wired transfer or credit card


 Print Invoice
Hint: Proceed for credit card online payment

 Credit Card

2. Click “Print Invoice” and save as pdf

← → ↻ Not secure | registerecti.widesm.com/Print/PrintInvoice.aspx?l=202200502

Page 1 of 1 Pdf


Invoice

Date: 06/01/2022
To Name: Veerasak Noonpan
Email: veerasak.n@hotmail.com
Full Conference Registration fee:
Type: **Author regular rate (Non-Member)**
Total Amount: 10.00 THB
Early Registration / Payment is due on 01/01/2022

Wired Transfer information:
KASIKORNBANK PUBLIC COMPANY LIMITED
SWIFT CODE: KASITHBK
Account No.: 178-2-95444-6
Account Name: Electrical Engineer/Electronics, Computer, Telecommunications and Information Technology Association


We accept the full payment amount stated above. The author must responsible for additional transaction or processing fees. After making a payment, please follow the link below to upload your receipt or prove of payment information.

Link: <http://registerecti.widesm.com/Modules/REG/UploadPayment.aspx?l=202200502>

Author User – Payment by credit card

1. Click “Credit Card” for Online payment

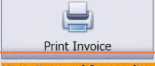
Total Payment: (THB) **6000.00**


 Calculate

Payment Method
Hint: **Select payment method, print invoice for wired transfer and credit card for online payment**

Receipt Address:
address

Payment Method:
Hint: **Make sure that your browser allow popup before print**
Hint: Print invoice for wired transfer or credit card

 Print Invoice
Hint: Proceed for credit card online payment

 Credit Card

2. Process payment and click “go back to merchant website”

K PAYMENT GATEWAY



Payment Detail

Your payment is now being processed on K:Payment Gateway, an online payment system by KASIKORN BANK. K:Payment Gateway is the highly secure payment processor for your seller, WWW.ECTI.OR.TH, please verify the purchase information and enter your Credit/Debit card details below.

1 Payment Detail 2 Payment Confirmation 3 Payment Result

Pay To : WWW.ECTI.OR.TH
Invoice No : 000020000010
Payment For : Conference Fees ECTI DAMT and NCON 2020, Type: [Participants/Co-Author / Paper / Email/veeratak.n@hotmail.com], Name: [veeratak noonpan] 6,500.00 THB
Amount : 6,500.00 THB

Card Type : Please Select One
Credit/Debit Card Number :
Security Code (CVV2) : Last 3 digits on the back of the card
Expiry Date (mm/yyyy) : MM / YYYY
Card Holder Name :
Country of Issuing Bank : THAILAND
Issuing Bank : Please Select One
Not in List (Please Specify) :

 PAY NOW  CANCEL


1 Payment Detail 2 Payment Confirmation 3 Payment Result

Your payment is successful.

Date : 18/2/2020
Pay To : WWW.ECTI.OR.TH
Invoice No : 000020000002
Description : Conference Fees: ECTI DAMT and NCON 2020, PaperId/Email: 00001
Card Number : 494312XXXXXX2412
Amount : 30.00 THB
Result : Approved

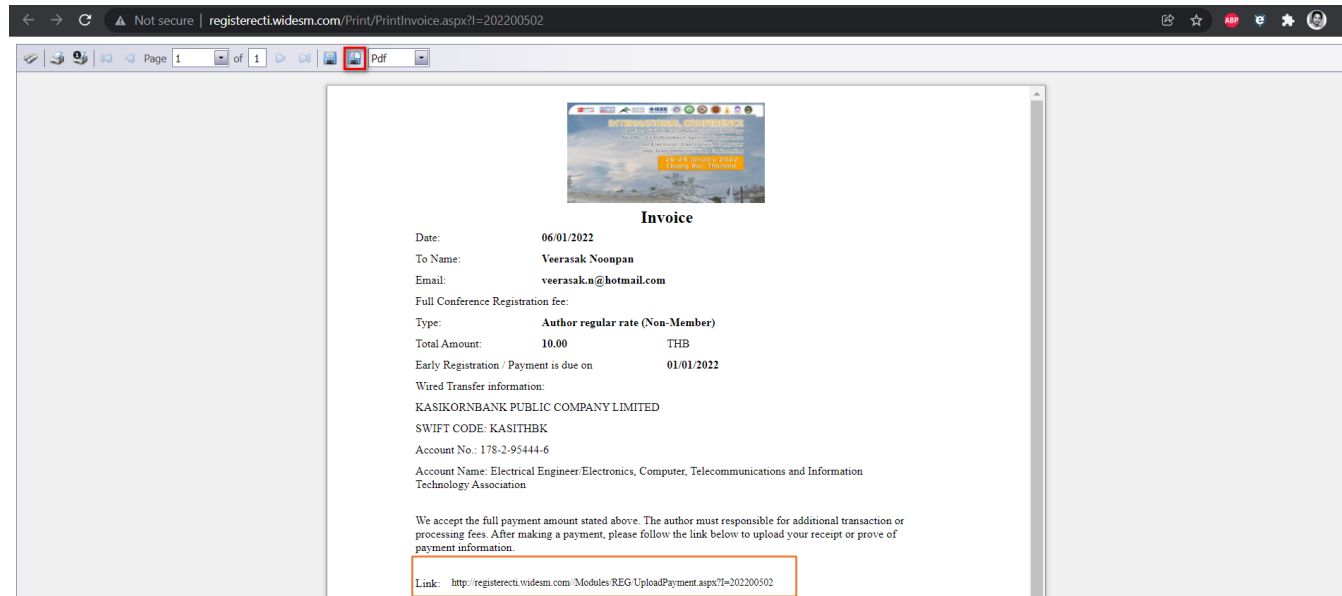
"Please do not close your browser or click BACK button"

This page should automatically redirect to merchant's website in a moment...
If it takes longer, please click the button below

 GO BACK TO MERCHANT WEBSITE

Author User – Payment by wired transfer

1. Select payment method to “Wired transfer” and click “Print Invoice”



2. Process payment use wired transfer information and use link URL to upload back wired transfer receipt/slip

The screenshot shows the "Upload Payment" form with the following fields and values:

- Paper Information**
 - Paper Id:** 999
 - Paper Title:** test registration
- Author/Presenter Name:** veerasak noonpan
- Email:** veerasak.n@hotmail.com
- Payment Information**
 - Author Type:** Author regular rate (IEEE/ECTI member any types)
 - Membership Type:** MEMBER
 - Total Payment (THB):** 10500.00
- Payment Method**
 - Payment Method:** Wired Transfer
- Hint:** Accept only image file (.jpg, .jpeg, .gif, .png) max size 200KB
- Upload Payment:** 12839.jpg [Browse...]
- Upload Payment** button

Author User – check paper/payment status

1. Go to URL: <http://registerecti.widesm.com> and login with registration information

Not secure | registerecti.widesm.com/Account/Login.aspx?ReturnUrl=http%3a%2f%2fregisterecti.widesm.com%2fDefault.aspx%3fMODULE%3dPLT

Login

Login Name:

Password:

For Author: Login with PaperId, password =Author's Email

2022 © WIDESM

2. For author use paperid as login , email as password
For non-author use email as login , email as password

Not secure | registerecti.widesm.com/Default.aspx?MODULE=PLT

901

Dashboard

My Paper List

My Paper/Participant List

#	#	Conference Title	Author Type	Paper Id/Participant	Paper Title	Author/Participant Name	Email	Phone	Payment Type	Payment Status	Receipt Address	Updated Date
		ECTI DAMT & NCON 2022	Regular-1	901	Test Paper for Payment 01	Veerasak Noonpan	veerasak.n@hotmail.com		Online Payment	Paid/Upload		1/6/2022

2022 © WIDESM