

ECTI DAMT & NCON 2023

Registration Manual

Author User - Registration

1. Go to URL:

<https://registerecti.widesm.com/modules/reg/ECTIDAMTNCON2023.aspx>

2. Select Registration type (Author Regular Rate ..)

The image shows a registration form with the following fields and options:

- Conference Title:*** ECTI DAMT & NCON 2023
- Registration Type:*** A dropdown menu is open, showing three options: "Author regular rate (Non-Member)", "Author regular rate (IEEE/ECTI member any types)", and "Participants/Co-Author". A yellow highlight is placed over the "Participants/Co-Author" option with the text "co-author of both papers." to its right.
- Paper Id:** A text input field with a "Verify PaperId" button (containing a green checkmark) below it.

3. Input PaperId and click "Verify PaperId" (can use maximum of 2 papers per one registration)

The image shows two examples of the "Paper Id" and "Paper Title" fields:

- Example 1:** Paper Id: 907. Paper Title: Test 907. A yellow highlight is placed over the "Paper Id" field with the text "(PaperId1,PaperId2 : In order to register 2 papers, you must be".
- Example 2:** Paper Id: 907,908. Paper Title: Test 907, Test 908. A yellow highlight is placed over the "Paper Id" field with the text "(PaperId1,PaperId2 : In order to register 2 papers, you must be a co-author of both papers.)".

4. Check Paper Title, Author name and Email

*Participants/Co-Author can leave [Paper Id] and [Paper Title] as blank

5. **Select dietary restrictions (optional)**

6. Click "Click Next to Payment" to next step

Author User – Calculate

1. Check registration information

Process Payment

Paper Information

Conference Title:

Author Type:

Paper Id/Participant Email:

Paper Title:

Author/Participant Name:

Email:

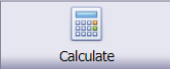
2. Provide membership information (IEEE/ECTI member) and Click “Calculate”

Hint: **Provide membership information and click calculate!**

Membership Type:

Membership Code:(required for Membership)

Total Payment: (THB)

 Calculate

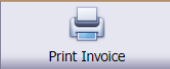
Payment Method

Hint: **Select payment method, print invoice for wired transfer and credit card for online payment**


Receipt Address:

Payment Method:

Hint: **Make sure that your browser allow popup before print**
Hint: Print invoice for wired transfer or credit card

 Print Invoice

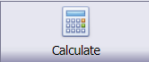
Hint: Proceed for credit card online payment

 Credit Card

Author User – Print Invoice

1. Default Payment Method: Credit Card(Online Payment)

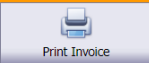
Total Payment: (THB)


 Calculate

Payment Method
Hint: **Select payment method, print invoice for wired transfer and credit card for online payment**

Receipt Address:


Payment Method:
Hint: **Make sure that your browser allow popup before print**
Hint: Print invoice for wired transfer or credit card

 Print Invoice
Hint: Proceed for credit card online payment

 Credit Card

2. Click “Print Invoice” and save as pdf

PDF


Invoice

Date: 14/02/2023
To Name: Test Paper 10005
Email: veerasak.n@hotmail.com
Full Conference Registration fee:
Type: Author regular rate (Non-Member)
Total Amount: THB
Registration Payment is due on 22/02/2023

Wired Transfer information:
KASIKORN BANK PUBLIC COMPANY LIMITED
SWIFT CODE: KASITHBK
Account No.: 178-2-95444-6
Account Name: Electrical Engineer/Electronics, Computer, Telecommunications and Information Technology Association

We accept the full payment amount stated above. The author must responsible for additional transaction or processing fees. After making a payment, please follow the link below to upload your receipt or prove of payment information.

Link: <https://registerecti.widasm.com/Modules/REG/UploadPayment.aspx?i=202301007>

Conference Information:
krittika.ka@up.ac.th, rongsan.cha@mfu.ac.th, wanus_s@payap.ac.th and walaiporn@camt.info
<https://ict.up.ac.th/ictamt/2023/registration.php>

Author User – Payment by credit card (default payment)

1. Click “Credit Card” for Online payment

Total Payment: (THB)

Payment Method
Hint: **Select payment method, print invoice for wired transfer and credit card for online payment**

Receipt Address:

Payment Method:
Hint: **Make sure that your browser allow popup before print**
Hint: Print invoice for wired transfer or credit card

Hint: Proceed for credit card online payment

2. Process payment and click “go back to merchant website”

K PAYMENT GATEWAY

VISA K DEBIT CARD K SHOPPING VISA MasterCard SecureCode

Your payment is now being processed on K:Payment Gateway, an online payment system by KASIKORN BANK
K:Payment Gateway is the highly secure payment processor for your seller, **WWW.ECTI.OR.TH**, please verify the purchase information and enter your Credit/Debit card details below.

1 Payment Detail 2 Payment Confirmation 3 Payment Result

Pay To : WWW.ECTI.OR.TH
Invoice No : 000020000010
Payment For : Conference Fees ECTI DAMT and NCON 2020,Type: [Participants/Co-Author / Paper / Email]veerak.n@hotmail.com,Name: [veerak.noonpan] 0-500.00 Baht
Amount :
Card Type : Please Select One
Credit/Debit Card Number :
Security Code (CVV2) : Last 3 digits on the back of the card
Expiry Date (mm/yyyy) : MM / YYYY
Card Holder Name :
Country of Issuing Bank : THAILAND
Issuing Bank : Please Select One
Not in List (Please Specify) :

Your payment is successful.

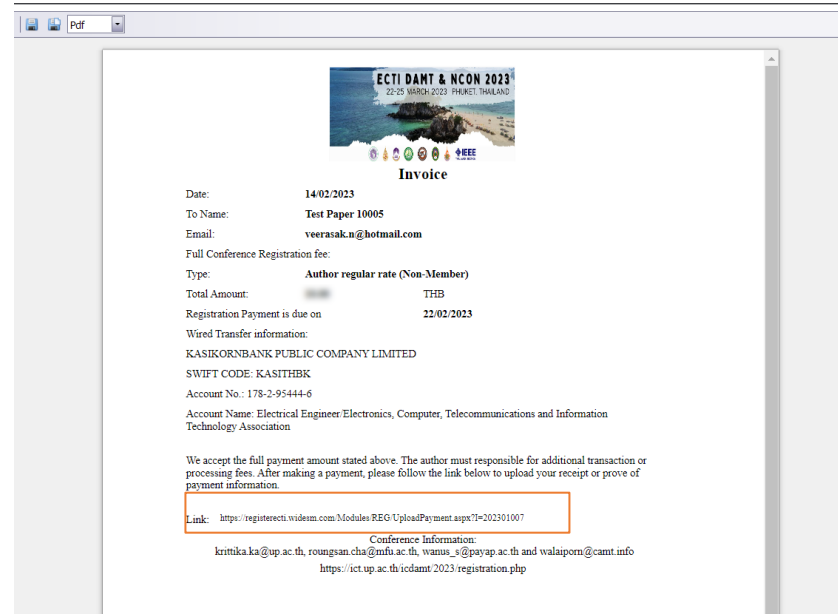
Date : 18/2/2020
Pay To : WWW.ECTI.OR.TH
Invoice No : 000020000002
Description : Conference Fees: ECTI DAMT and NCON 2020, PaperId/Email: 00001
Card Number : 494312XXXXXX2412
Amount : 30.00 THB
Result : Approved

"Please do not close your browser or click BACK button"

This page should automatically redirect to merchant's website in a moment...
If it takes longer, please click the button below

Author User – Payment by wired transfer (Alternative Payment)

1. Select payment method to “Wired transfer” and click “Print Invoice”




2. Process payment use wired transfer information and use link URL to upload back wired transfer receipt/slip

The image shows a web form titled "Upload Payment" with the following sections and fields:

- Paper Information**
 - Paper Id: 10005
 - Paper Title: Test Paper 10005
 - Author/Presenter Name: Test Paper 10005
 - Email: veerasak.n@hotmail.com
- Payment Information**
 - Author Type: Author regular rate (Non-Member)
 - Membership Type: NONE
 - Total Payment (THB): THB 0.00
- Payment Method**
 - Payment Method: Online Payment
- Hint:** Accept only image file (.jpg, .jpeg, .gif, .png) max size 200KB
- Upload Payment:** ECTIDAMTINCON2385.jpg [X] [Browse...]
- Upload Payment** button

Author User – check paper/payment status

1. Go to URL: <https://registerecti.widesm.com> and login with registration information



2. For author use **Paperid** as login , **email** as password
For non-author use **Email** as login , **email** as password

#	#	Conference Title	Author Type	Paper Id/Participant	Paper Title	Author/Participant Name	Phone	Payment Type	Payment Status	Receipt Address	Updated Date
		ECTI DAMT & NCON 2023	Regular-1	10005	Test Paper 10005	Test Paper 10005	None	Wired Transfer	UnPaid	address	2/14/2023

2023 © WIDESM